



# FACT FINDER

## 2025-2026



UNIVERSITY  
OF MIAMI



## HISTORY

Founded 1925; classes began October 1926

## OFFICERS

Joseph “Joe” Echevarria, president and chief executive officer; Joel Samuels, executive vice president for academic affairs and provost; Rudy Fernandez, executive vice president for university operations and external affairs and chief of staff to the president.

## CAMPUSES AND FACILITIES

**Coral Gables Campus:** The Coral Gables Campus, with its two colleges and eight schools, is located on a 240-acre tract in the City of Coral Gables.

**Medical Campus:** UHealth—University of Miami Health System, powered by the Leonard M. Miller School of Medicine, is dedicated to revolutionary research, education and compassionate care. Its 70-acre medical campus, located within the Miami Health District, is home to nationally ranked programs\*, including Bascom Palmer Eye Institute (No. 1), neurology/neurosurgery (No. 23), and Sylvester Comprehensive Cancer Center (No. 45)—the only NCI-designated cancer center in South Florida. Most recently UHealth received further accolades, becoming the first and only health system in Florida to achieve Nurse Magnet with Distinction®, placing it in the top 1% of U.S. hospitals in the nation holding this honor. UHealth is affiliated with Jackson Memorial Hospital and the Bruce W. Carter Department of Veterans Affairs Medical Center. UHealth has 40 outpatient clinics across Miami-Dade, Broward, Palm Beach, and Collier counties. Recent expansions include UHealth Doral Medical Center, a six-story multispecialty facility in Downtown Doral, and UHealth SoLé Mia in North Miami, the health system’s largest multispecialty ambulatory care clinic, standing at seven stories and 370,000 square feet. With more than 2,700 providers across 100+ specialties and

\*U.S. News & World Report, Best Hospitals, 2025–2026

subspecialties, UHealth delivers outcomes that rank among the best in the nation. Research is a driving force on the medical campus, highlighted by the Kenneth C. Griffin Cancer Research Building. Faculty at the Miller School lead more than 1,700 research projects and secured \$165 million in NIH funding in FY 2024.

**Marine Campus:** The Rosenstiel School of Marine, Atmospheric, and Earth Science is located on an 18-acre waterfront campus on Virginia Key in Miami-Dade County, on Biscayne Bay. It is the only subtropical research institute of its kind in the continental United States. Founded in 1943, the Rosenstiel School has grown into one of the world's premier earth science research institutions.

**Richmond Facility:** The Richmond Facility, established in 2001, is a 76-acre site that houses research facilities for the Rosenstiel School's Center for Southeastern Tropical Advanced Remote Sensing (CSTARS) and the Richmond Satellite Operations Center.

## **ACCREDITATION**

The University is accredited by the Southern Association of Colleges and Schools Commission on Colleges (SACSCOC) and 27 other professional agencies.

## **PROGRAMS**

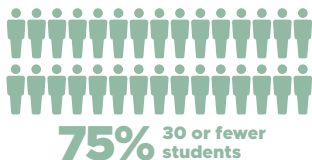
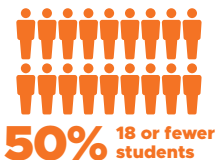
The University offers 154 bachelor's, 150 master's, and 70 doctoral (65 research/scholarship and five professional practice) programs.

## **DEGREES AWARDED**

In 2024-25, the University awarded 3,005 bachelor's, 1,799 master's, 199 Ph.D., 115 other doctoral, 409 J.D., 200 M.D., and 102 other professional practice degrees, as well as 13 undergraduate and 161 graduate certificates.

## CLASS SIZE

Fifty percent of classes for undergraduates have 18 or fewer students; 75% have 30 or fewer students.



## HONORS PROGRAM/HONOR SOCIETIES

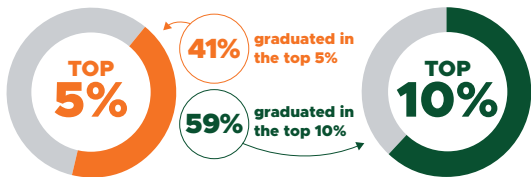
More than 1,100 undergraduates participate in the Foote Fellows Honors Program. The University has more than 40 academic honor societies, including Phi Beta Kappa.

## DUAL-DEGREE PROGRAMS

The University of Miami offers 119 dual degree programs in which students can pursue multiple degrees concurrently. These include one dual bachelor's degree program, 56 dual bachelor's-graduate degree programs; and 62 dual graduate programs.

## NEW FIRST-YEAR STUDENT STANDINGS

Out of those reporting a high school rank, 41% graduated in top 5% and 59% graduated in top 10%. Mean ACT composite was 31, and mean SAT combined was 1400<sup>1</sup>.



<sup>1</sup>Mean SAT was derived using the U.S. News methodology

## STUDY ABROAD

Students can apply their financial aid and scholarship to semester programs, including University of Miami on-location programs in San Jose, Costa Rica; Prague, Czech Republic; the Galapagos Islands, Ecuador; Paris, France; Rome, Italy; Kyoto and Tokyo, Japan; Cape Town, South Africa; Barcelona, Madrid, and Seville, Spain; London, United Kingdom; and a multilocation program in Latin America. Scholarship funding also applies to semester exchange-partner programs in more than 40 countries. While funding is limited, faculty-led study abroad programs are offered during intersession, spring break, and summer.



## RESIDENT STUDENTS

There are 4,658 students who live on campus, including 88% of first-time degree-seeking students (those who have no prior college experience) and 36% of all degree-seeking undergraduates. Housing facilities include five residential colleges, Lakeside Village, and University Village apartments.



**Students living  
on campus**



**88% of first-time  
degree-seeking students**



**36% of all degree-seeking  
undergraduates**

## SPORTS

The University has competed in intercollegiate athletics since 1926 and is now a member of the Atlantic Coast Conference. The Hurricanes field 18 teams across men's and women's athletics and have won 21 team national championships and 87 individual national titles over their illustrious history. University of Miami student-athletes posted a graduation success rate of 93% in NCAA latest report, compared with the national average of 90%.

**Men:** Baseball (1982, 1985, 1999, 2001 national champions); Basketball; Cross Country; Football (1983, 1987, 1989, 1991, 2001 national champions); Diving; Tennis; Indoor Track and Field; Outdoor Track and Field.

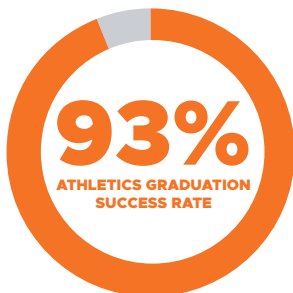
**Women:** Basketball; Cross Country; Golf (1970, 1972, 1977, 1978, 1984 national champions); Rowing; Soccer; Swimming and Diving (1975, 1976 national champions); Tennis; Indoor Track and Field; Outdoor Track and Field; Volleyball.



### MEN'S CHAMPIONSHIPS



### WOMEN'S CHAMPIONSHIPS



## ALUMNI

Alumni live in all 50 states and 174 countries. There are 109,981 alumni residing in Florida, including more than 56,800 in Miami-Dade County. There are more than 240,769 alumni in the University's history.



## LIBRARIES

The University of Miami Libraries include the Otto G. Richter Library and libraries in the architecture, business, law, medical, music, and marine schools, providing access to more than 4 million volumes; 170,579 current serials titles; 169,928 electronic journals; 1,710,981 electronic books; over 4 million microforms; and 244,773 audio, film, video, and cartographic materials. The libraries' digital collections feature 1,577,962 images and document pages. The University's research repository, "Scholarship@Miami," managed by the libraries, hosts 181,073 theses, dissertations, research publications, creative works, and datasets.





## COMPUTING CENTER

The University of Miami maintains data centers in several locations and has adopted a hybrid strategy that offers both cloud options and dedicated supercomputers. The Frost Institute for Data Science and Computing has two supercomputers, including Triton, one of the top academic supercomputers in the U.S. Triton represents a quantum leap in the University's computing infrastructure and is designed to address the ever-expanding needs of data-driven research.

The institute supports hardware infrastructure and design/implementation solutions. The University is an equity member of Florida LambdaRail, providing 100Gbps connectivity throughout the state and to Internet2. Secured and guest wireless networks on all campuses complement the extensive wired network.

There are over 60 computer labs located in residential colleges, libraries, schools, and colleges, and over 900 computers available

for student use. In addition, a virtual computer lab system provides students with access to key software from any location. Commonly used productivity software—including Microsoft Office, Adobe Creative Cloud, statistical packages, and research software—are licensed for use on students' personal devices. This includes Copilot, Gemini, Adobe Firefly, and more—which students can use to create content and images using a generative artificial intelligence (AI) system. Students can also access Google Drive, OneDrive, and Box for cloud storage and online collaboration. Blackboard Ultra is the course management system used by faculty, staff, teaching assistants, and students. The Student Technology Help Desk provides students with walk-in service software installation, account and printing support, virus removal, operating system installation, and repairs.

## RESEARCH

Within research and sponsored programs, the University had 2,619 active awards, expenditures totaled \$520 million, and total awards were \$526 million last year (FY25). The University of Miami is an R1 institution, recognized for its high level of research activity under the Carnegie Classification of Institutions of Higher Education.

## BUDGET

The FY 2026 Budget is \$6.6 billion, with \$5.4 billion projected for the Medical Campus. At the end of FY 2025, the endowment for the University was \$1.71 billion.



## DEVELOPMENT

In FY 2025, contributions reached \$247.4 million total private cash, gifts, and grants.



## Faculty and Employees | Fall 2025<sup>1</sup>

Classification	Full-Time	Part-Time <sup>2</sup>	Total
<b>Faculty</b>			
Architecture	36	53	89
Arts and Sciences	440	92	532
Miami Herbert Business	170	49	219
Communication	85	56	141
Education and Human Development	46	54	100
Engineering	84	28	112
Frost Music	96	41	137
Law	96	99	195
Miller School of Medicine	1,734	113	1,847
Nursing and Health Studies	47	97	144
Richter Library and Other	61	13	74
Rosenstiel School	93	12	105
<b>TOTAL FACULTY</b>	<b>2,988</b>	<b>707</b>	<b>3,695</b>
Faculty	2,988	707	3,695
Administrative/Professional	7,785	92	7,877
Research	983	52	1,035
Staff (hourly non-exempt)	8,859	232	9,091
<b>TOTAL FACULTY AND EMPLOYEES</b>	<b>20,615</b>	<b>1,083</b>	<b>21,698</b>

## Faculty Characteristics | Fall 2025

% of Full-Time Tenured/Tenure-Track Faculty with Doctorate or Terminal Degree	98%
% of Full-Time Faculty	81%
Student-Faculty Ratio <sup>3</sup>	11:1

<sup>1</sup>As of November 1, 2025

<sup>2</sup>Part-time faculty is measured by the number of individuals with part-time instructional activities, including 72 non-faculty employees who teach part-time.

<sup>3</sup>Following CDS instructions. As of Fall 2025, all graduate students and faculty in stand-alone graduate programs are excluded in the calculation.

## Enrollment by School | Fall 2025

School (Year Founded)	Undergraduate			Total <sup>2</sup>
	Degree	N-Deg	Grad <sup>1</sup>	
Architecture ('83)	492	0	120	612
Arts and Sciences ('26)	3,819	0	573	4,392
Miami Herbert Business ('29)	3,674	0	906	4,580
Communication ('85)	1,094	0	159	1,253
Education and Human Development ('26)	606	0	750	1,356
Engineering ('47)	923	0	341	1,264
Frost Music ('26)	479	15	429	923
Law ('28)	0	0	1,208	1,208
Miller School of Medicine ('52)				
Graduate	0	0	797	797
Clinical	0	0	858	858
Nursing and Health Studies ('68)	1,101	0	375	1,476
Rosenstiel School ('43)	526	0	346	872
Cont. Studies, Special, and Joint	122	390	1	513
<b>TOTAL</b>	<b>12,836</b>	<b>405</b>	<b>6,863</b>	<b>20,104</b>
Full-Time	12,535	220	6,085	18,840
Part-Time	301	185	778	1,264

## Full-Time Equivalent | Fall 2025

FTE	Undergraduate			Total <sup>2</sup>
	Degree	N-Deg	Grad <sup>1</sup>	
FTE	12,694.0	284.8	6,569.8	19,548.6

<sup>1</sup>Includes M.D., J.D., and other graduate students.

<sup>2</sup>Excludes IEP and auditing students.

## New Student Enrollment | Fall 2025

Undergraduate	Applied	Admitted	Enrolled
New First-Year	58,167	10,245	2,686
New Transfer	2,421	1,343	576
Enrollment School	New First-Year	New Transfer	Total
Architecture	96	14	110
Arts and Sciences	864	256	1,120
Miami Herbert Business	734	29	763
Communication	156	92	248
Education and Human Development	145	33	178
Engineering	238	23	261
Frost Music	125	7	132
Nursing and Health Studies	183	105	288
Rosenstiel School	145	9	154
Cont. Studies, Special, and Joint	0	8	8
<b>TOTAL</b>	<b>2,686</b>	<b>576</b>	<b>3,262</b>

## Enrollment by Gender | Fall 2025

Gender	New First-Year		Undergraduate		Graduate <sup>1</sup>	
	#	%	#	%	#	%
Male	1,136	42	5,861	44	2,927	43
Female	1,550	58	7,380	56	3,936	57
<b>TOTAL</b>	<b>2,686</b>		<b>13,241</b>		<b>6,863</b>	

Tables above include full- and part-time students. Percentages may not total 100 due to rounding.

<sup>1</sup>Includes M.D., J.D., and other graduate students.

## Enrollment by Race/Ethnicity | Fall 2025

Race/Ethnicity	New First-Year		Undergraduate		Graduate <sup>1</sup>	
	#	%	#	%	#	%
White	1,323	49	6,480	49	2,227	32
Hispanic or Latino	801	30	3,825	29	2,132	31
Asian/Pacific Islander	197	7	841	6	930	14
Black	146	5	900	7	685	10
American Indian	3	0	11	0	8	0
Two or more races	141	5	647	5	164	2
Unknown	75	3	537	4	717	10
<b>TOTAL</b>	<b>2,686</b>		<b>13,241</b>		<b>6,863</b>	

## Enrollment by Geographic Origin | Fall 2025

Origin <sup>2</sup>	New First-Year		Undergraduate		Graduate <sup>1</sup>	
	#	%	#	%	#	%
Miami-Dade	415	15	2,333	18	2,078	30
Broward	111	4	587	4	508	7
Other Florida	267	10	1,391	11	916	13
Other U.S. and Territories	1,688	63	7,950	60	2,273	33
International	205	8	980	7	1,088	16
<b>TOTAL</b>	<b>2,686</b>		<b>13,241</b>		<b>6,863</b>	

Tables above include full- and part-time students. Percentages may not total 100 due to rounding.

<sup>1</sup>Includes M.D., J.D., and other graduate students.

<sup>2</sup>Students come from 50 states, 2 territories, and 134 other countries.

## Credit Hours Taught | Fall 2025

Teaching School	Undergrad.	Grad.	Prof.	Total <sup>1</sup>
Architecture	6,290	1,593	0	7,883
Arts and Sciences	78,774	4,086	0	82,860
Miami Herbert Business	50,759	11,891	0	62,650
Communication	15,758	1,335	0	17,093
Education and Human Development	9,820	5,377	0	15,197
Engineering	8,083	3,022	0	11,105
Frost Music	10,326	3,417	0	13,743
Law	0	0	16,575	16,575
Miller School of Medicine	3,037	7,672	15,057	25,766
Nursing and Health Studies	8,930	3,648	0	12,578
Rosenstiel School	5,211	2,169	0	7,380
Cont. Studies/Grad. School/Joint Programs	3,868	48	0	3,916
<b>TOTAL</b>	<b>200,856</b>	<b>44,258</b>	<b>31,632</b>	<b>276,746</b>

<sup>1</sup>Total credit hours by teaching school. Research courses taken for zero credit hours increased to one credit hour.

## Annual Student Costs | 2025-26

### Cost of Attendance

Undergraduate Tuition and Fees	
Tuition <sup>1</sup>	\$63,456
Fees	\$1,974
Food and Housing <sup>2</sup>	\$25,030
Books	\$1,326
Personal	\$4,254
Transportation <sup>3</sup>	\$2,040
Loan Fees	\$38
Law Tuition (9-month domestic)	\$66,720
Mandatory Fees	\$1,398
M.D. Students (in and out of state)	\$55,640
Mandatory Fees	\$1,647

## Financial Aid Awarded | 2024-25<sup>4</sup>

### Source

University Scholarships and Grants	\$253.4
Tuition Remission and Athletic Scholarships	\$70.3
Department/Endowment/Donor Grants, Loans, and Work	\$144.2
Federal Grants and College Work Study	\$28.5
Federal Loans	\$220.0
State Grants, Loans, and Work	\$21.4
Outside and Other Programs	\$64.9
<b>TOTAL</b>	<b>\$802.6</b>

<sup>1</sup>Values shown are based on assumed traditional, full-time enrollment. Amounts may be prorated based on a student's actual enrollment after add/drop.

<sup>2</sup>Based on the weighted average housing charges for on campus residence and 21 meals a week through the campus dining plan. Actual housing and food costs may vary based on housing and meal plan choices.

<sup>3</sup>For domestic students living in the 48 contiguous states. For those from Alaska or Hawaii, or for international students, the estimated transportation allowance is \$4,080.

<sup>4</sup>In millions; revised awards may change some amounts slightly; includes summer awards; total may differ due to rounding. Aid amounts are calculated using the complete student population across all levels (Undergraduate, Graduate, Law, and Medical School) as of the Fall 2025 benchmark snapshot.

## Financial Highlights | 2024-25<sup>1</sup>

### What We Own

Cash and Investments	\$3,613.8
Receivables	\$839.4
Contributions (Pledges) and Trusts Receivable	\$219.5
Intangible Assets, Property, and Equipment <sup>2</sup>	\$3,976.1
Other Assets	\$276.8
<b>TOTAL ASSETS</b>	<b>\$8,925.6</b>

### What We Owe

For Services and Other Operating Expenses	\$1,276.5
Bonds and Notes Payable	\$2,216.8
Other Commitments	\$87.1
<b>TOTAL LIABILITIES</b>	<b>\$3,580.4</b>

### Balances (What We Own Less What We Owe)

Operations, Funds for Plant Expansion, and Student Loans	\$1,531.6
Cumulative Postretirement Benefits	(\$131.6)
Invested in Plant Facilities	\$1,758.5
Contributions (Pledges) and Trusts	\$461.3
Endowment, Life Income, Annuity, and Other Funds	\$1,725.4
<b>TOTAL NET ASSETS</b>	<b>\$5,345.2</b>

<sup>1</sup>For the fiscal year ending May 31, 2025, in millions.

<sup>2</sup>Includes the effect of accumulated depreciation and amortization of \$2,889.2 million.

## Financial Highlights | 2024-25

### Sources of Funds for Operations

Tuition and Fees, Net	\$767.7
Grants and Contracts	\$686.7
Patient Care	\$4,050.5
State Appropriation—Miller School of Medicine	\$29.5
Gifts, Investment Return, Auxiliaries, and Other Sources <sup>3</sup>	\$696
<b>TOTAL SOURCES OF FUNDS</b>	<b>\$6,230.4</b>

### Gifts and Trusts

Unrestricted <sup>4</sup>	\$77.8
Temporarily Restricted	\$60.7
Permanently Restricted	\$23.6
<b>TOTAL GIFTS AND TRUSTS</b>	<b>\$162.1</b>

## University-Owned Facilities

Campus	Buildings	Sq. Footage <sup>5</sup>
Coral Gables Campus	147	7,479,386
Medical Campus	39	5,200,736
Marine Campus	18	415,599
Richmond Facility	8	11,014
Off Campus	3	21,822
Off Campus Medical	7	1,266,128
<b>TOTAL</b>	<b>222</b>	<b>14,394,685</b>

<sup>3</sup>Net assets released from restrictions of \$26.6 million.

<sup>4</sup>Unrestricted gifts and trusts of \$77.4 million included in sources of funds for operations.

<sup>5</sup>Gross square footage of owned buildings is reported as of May 31, 2025.

Leased space contributes an additional 147 facilities (including storage leases) and 807,982 square feet (not including licenses).



**CAN'T FIND THE RIGHT FACT?**

Office of Institutional Research and Strategic Analytics

305-284-3856

[umdata@miami.edu](mailto:umdata@miami.edu)

**[irsa.miami.edu](https://irsa.miami.edu)**

(Published 12/2025)